

Club Car[®]

XRT1550 4X4
Utility Vehicles

Club Car

Built for Extreme Expectations

Introducing the newest members of the XRT series from Club Car, where we're known for our rich heritage of well-engineered compact vehicles. In fact, we only make vehicles. We don't make tractors. We don't make snowmobiles. We don't make personal watercraft. We don't make pianos. Just vehicles. We've made over 1.5 million of them, and they have become the choice of professionals from industries all over the world. With that broad experience as our foundation, we have come to understand the expectations of our customers, and we are constantly looking to exceed them. That's what the XRT series is all about – exceeding expectations. No matter how extreme the expectation, chances are we have a vehicle that gets the job done. Whether it's doing chores on the farm, hunting in the rough, mountainous terrain or even transporting our military, XRT utility vehicles are built to exceed any extreme expectation.






Expect more.

No matter what qualities you're looking for in a 4x4 utility vehicle, you can expect to find all of them and more in the XRT. You might expect a utility vehicle to have 4-wheel-drive, but the XRT1550 Series has the industry-exclusive IntelliTrak™ system. With no gears to shift or buttons to push, the XRT1550 4x4s are the only vehicles with true All-Wheel-Drive. You might expect a utility vehicle to have a long lifespan, but with the XRT1550 Series, we ensure it will with a frame crafted out of rustproof, corrosion-resistant, aircraft-grade 6061 aluminum. You might expect a utility vehicle to have safety features, but the XRT1550 Series includes, at no additional cost, a Roll Over Protective Structure (ROPS) certified to meet 5 different international standards. The XRT1550 Series puts confidence and power in the palms of your hands. So, grab the wheel and start expecting more.

Capable



Total vehicle capacities from 1,200 to 1,450 pounds for heavy-duty loads.

Safe



A Roll Over Protective Structure certified to 5 international standards including OSHA and SAE requirements.

Easy



Exclusive IntelliTrak All-Wheel-Drive system with no gears to shift or buttons to push even when engaging Hi-Lo and both front and rear differential locks.

Durable



Like racecars and F-16s, our frame is constructed from rustproof, corrosion-resistant, lightweight, aircraft-grade 6061 aluminum.

Trustworthy



Since 1958, Club Car has manufactured dependable, innovative vehicle solutions with state-of-the-art technologies and customization.

Extreme expectations deliver extreme innovations.

When it comes to exclusive features and innovations, other utility vehicles can't compete. Features like a 13-position adjustable driver's seat; 25" mud or all-terrain tires; GE Geloy plastic front cowl for supreme impact resistance and weatherability; and a steel bed box with a rustproof, aluminum floor. Innovations like IntelliTrak and IntelliTach - the only fully hydraulic, quick-changing tool attachment system that eliminates the need for multiple vehicles. You can quickly attach and detach tools effortlessly, helping make any job easier. At Club Car, we're defining utility vehicle innovation.



Exclusive 13-position adjustable driver's seat

Steel Bed Box with rustproof aluminum floor

4x4
IntelliTrak

Exclusive IntelliTrak All-Wheel-Drive system with no gears to shift or buttons to push

Advanced GE Geloy plastic front cowl

IntelliTach Quick-Change Attachments



Bucket (standard equipment)



Blade



Push broom



Pallet forks



Mower with 60" deck





XRT 1550



Towing Capacity

Standard suspension allows up to 1,000 pounds based on cargo and passenger weight, with heavy-duty suspension capable of towing up to 1,250 pounds



Adjustable 13-Position Driver's Seat

Exclusive XRT standard 13-position adjustable driver's seat for comfort and control.



**XRT
1550**

**“The capabilities of
these vehicles
drive circles around other utility vehicles.”**

When the green flag flies, you know it's go time, and second place just isn't good enough. At Hendrick Motorsports, every second counts – that's why they depend on Club Car utility vehicles before, during and after the race. When you've got a 600,000-square-foot NASCAR facility, with 10 workshops and over 500 employees, you need a capable, reliable and hard-working machine. Pulling chassis, dropping engines or bringing parts out to the practice pit – this fleet of utility vehicles has been an essential part of the Hendrick Motorsports team. No matter what the expectation, Club Car utility vehicles have helped Hendrick cross the finish line for years.



Bed Capacity

Steel bed box with rustproof floor capable of carrying 800-1,050* pounds

Alex Stamper
Hendrick Motorsports
- Charlotte, North Carolina



Alex Stamper

*With optional heavy-duty suspension.

XRT
1550 SE



4-Passenger Seating with ROPS

Comfortably seat four passengers safely with the 6-point certified ROPS



IntelliTrak

Automatic All-Wheel-Drive system with no gears to shift and no buttons to push



XRT
1550 SE



**“XRT 4x4s provide the
stability and safety features
my hunting customers demand.”**

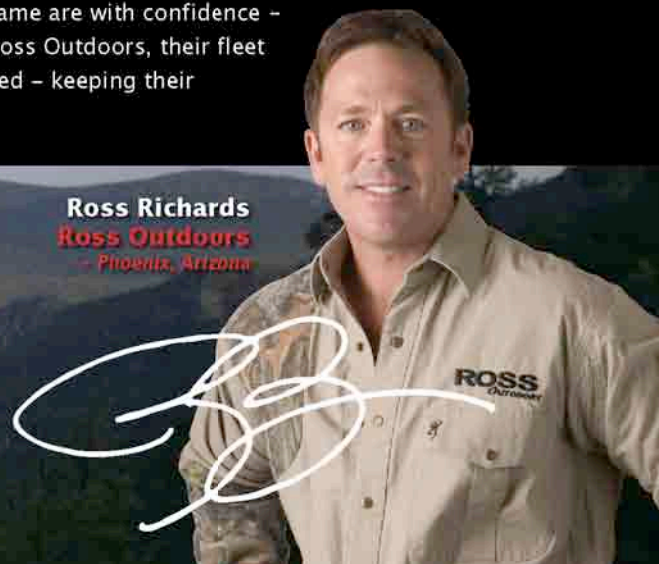
Out in the big country, you never know what you're going to run into. That's why at Ross Outdoors, when they send their customers out on hunting expeditions, they put them in an XRT utility vehicle. And now with the new XRT1550 SE 4-seater, group hunting will reach a whole new level. When you have thousands of acres to cover – from the blistering desert floor to 8,500 feet up into rough, mountainous terrain – you need a utility vehicle your customers can rely on. One that's easy to operate and offers safety features like a certified ROPS for extra protection and 4-wheel, hydraulic disc brakes for quick stopping. Stability comes in the form of the innovative IntelliTrak automatic All-Wheel-Drive system. With IntelliTrak All-Wheel-Drive, their customers can get to where the true big game are with confidence – giving them the hunting thrill of a lifetime. At Ross Outdoors, their fleet of XRT 4x4s has helped their business to succeed – keeping their customers safe and happy year after year.



Storage

Additional under-hood storage area available in gasoline models to haul more gear

Ross Richards
Ross Outdoors
- Phoenix, Arizona



XRT
1560
IntelliTach



IntelliTach Attachment System

Powerful enough to lift 500 pounds up to 2 feet above the vehicle, without any weight in the bed box or any counterweight attached



Aircraft-Grade Aluminum Frame


The strength of a box-tube-reinforced structure that is corrosion-resistant and well suited for extreme conditions

XRT
1550
IntelliTach



**“The desert is
one tough environment,
and we demand our utility vehicles to be
equally as tough and durable.”**

24 hours a day, 7 days a week, and no room for errors – with this type of workload, you need a utility vehicle that can handle whatever you dish out. That’s why at the Dugan Dairy Farm, they depend on their fleet of Club Car utility vehicles to get the job done. And now with the introduction of the 1550 IntelliTach System, even more chores can get done in less time. The IntelliTach is a quick-change, fully hydraulic tool attachment system that turns your 4x4 utility vehicle into a multi-tool, eliminating the need for multiple vehicles. In no time, you can go from shoveling grain with the bucket to pushing feed to cows with the blade. With over 35,000 head of cattle, 6,500 acres of farming land and 320-plus employees – you better believe they depend heavily on Club Car utility vehicles. Hauling hay, transporting calves or out repairing irrigation ditches – Club Car utility vehicles work hard even after the cows come home.



Bed Box

Steel box with rustproof aluminum floor able to carry 800 – 1,050 pound loads*

Tony Dugan
Dugan's Dairy Farm
– Stanfield, Arizona

Tony Dugan

*With optional heavy-duty suspension.

Accessories

Electric Bed Lift

Allows for easy dumping of loads from the steel bed box.



Under-hood Storage Box

Under-hood storage area available in gas models.



Stake-Side Kit

Ideal for hauling hay, yard debris or trash. Slats made with durable plastic polymer.



Dog Box

Includes carrying handles, drainage holes and 360-degree ventilation. Lockable "slam" latch on door; lock-down hasp secures unit to vehicle.



Cargo Bed Toolbox

Welded aluminum diamond plate with locking latch.



Canvas Camo Seat Covers

Bucket and bench seat covers made of 1000-denier Cordura nylon. Realtree® HD™ pattern. Elastic binding plus under-seat strap and bucket attachments.



Rear Cargo Cage





Cab

Modern style, includes overhead console.



Plastic Canopy Top

Made of polyethylene plastic for superior impact and UV resistance.



Rear-Facing Flood Light

Rotates almost 360 degrees and pivots up and down. High-impact plastic housing and lens. Mounting/wiring kit included.



62-Inch Plow Blade Combo Kit

Includes plow, front receiver mounting kit and switch plate.

V-Bar Tire Chains

V-Bars give extra traction and longer life than standard tire chains. Heat-treated steel for long life.



44-Inch Brush Mower

Cuts through brush up to 1.5" in diameter. Single point height adjustment, rear discharge, offset arm, twin-hinged knife blades.




2,500 lb Warn Winch

Complete with wiring harness, switch plate, contractor box and remote operation cabling system.

Deluxe XRT Brush Guard

Steel guard features a wrap-around design to protect the headlights; easy to install.



XRT Front Skid Plate


Robust design of 10-gauge steel features a 4x4 logo knockout for 2-inch front receiver mounting.

Specifications


	1550, 1550 SE Gasoline	1550, 1550 SE, 1550 with IntelliTrak Diesel	
POWER	Engine	Honda® v-twin, 614 cc, 2-cylinder industrial grade	Kubota® 719 cc, 3-cylinder industrial grade
	Engine – Cooling	Air	Liquid
	Engine – Lubrication & Oil Filter Type	Full-pressure; spin-on	Full-pressure; spin-on
	Max Torque	32.5 ft-lb (44.1 Nm)	33 ft-lb (44.7 Nm)
	Horsepower	20 hp (14.9 kw)	20 hp (14.9 kw)
	4WD System Type	Automatic – IntelliTrak All-Wheel-Drive	Automatic – IntelliTrak All-Wheel-Drive
	Differential – Front	Automatic – IntelliTrak All-Wheel-Drive	Automatic – IntelliTrak All-Wheel-Drive
	Differential – Rear	Auto locking – IntelliTrak All-Wheel-Drive	Auto locking – IntelliTrak All-Wheel-Drive
	High-Low Range Engagement	Automatic – IntelliTrak All-Wheel-Drive	Automatic – IntelliTrak All-Wheel-Drive
	Electrical System	12-volt, 500 CCA	12-volt, 500 CCA
Torque Converter	CVT	CVT	
AGILITY	Steering Type	Rack & pinion	Rack & pinion
	Tilt Steering Wheel	Standard	Standard
	Adjustable Driver's Seat	Standard	Standard
	Suspension – Front	Independent double A-arms w/coil-over shocks	Independent double A-arms w/coil-over shocks
	Suspension – Rear	Swing arm w/coil-over shocks	Swing arm w/coil-over shocks
	Brakes	4-wheel hydraulic disc	4-wheel hydraulic disc
	Park Brake	Foot-operated	Foot-operated
STRENGTH	Frame/Chassis	6061 Aircraft-grade tubular aluminum	6061 Aircraft-grade tubular aluminum
	Body – Front	High-impact, scratch-resistant, GE Geloy injection molded color	High-impact, scratch-resistant, GE Geloy injection molded color
	Body – Rear	Rugged, scratch-resistant injection molded plastic	Rugged, scratch-resistant injection molded plastic
	Tires – Front/Rear	Mud, 25 x 11-12, 4-ply (optional all-terrain tires)	Mud, 25 x 11-12, 4-ply (optional all-terrain tires)
	Instrumentation	Electronic fuel gauge/hour meter, low oil warning light (speedometer optional)	Electronic fuel gauge/hour meter, low oil warning light, coolant high temp warning light (speedometer optional)
DESIGN	Bed Length x Width x Height	48 x 49.8 x 10.9 in (121.9 x 126.5 x 27.7 cm)	48 x 49.8 x 10.9 in (121.9 x 126.5 x 27.7 cm)
	Overall Bed Height	33 in (83.8 cm)	33 in (83.8 cm)
	Bed Load Capacity	800 lb (362.9 kg) (1,050 lb, 476.3 kg available)	800 lb (362.9 kg) (1,050 lb, 476.3 kg available)
	Total Vehicle Capacity	1,200 lb (544.3 kg) (1,450 lb, 657.7 kg available)	1,200 lb (544.3 kg) (1,450 lb, 657.7 kg available)
	Fuel Tank Capacity	6.5 gal (24.6 L)	6.5 gal (24.6 L)
	Overall Length x Width x Height	1550: 124.6 x 60 x 78.6 in (316.5 x 152.4 x 199.6 cm) 1550 SE: 157.6 x 60 x 78.6 in (400.3 x 152.4 x 199.6 cm)	1550: 124.6 x 60 x 78.6 in (316.5 x 152.4 x 199.6 cm) 1550 SE: 157.6 x 60 x 78.6 in (400.3 x 152.4 x 199.6 cm) 1550 with IntelliTrak: 148.6 x 60 x 78.6 in (377.4 x 152.4 x 199.6 cm)
	Wheelbase	88.7 in (225.3 cm)	88.7 in (225.3 cm)
	Ground Clearance – Differential	7.4 in (18.8 cm)	7.4 in (18.8 cm)
	Floor Ground Clearance	12.1 in (30.7 cm)	12.1 in (30.7 cm)
	Tread Centers (Front/Rear)	48.8 in (124 cm) front and rear	48.8 in (124 cm) front and rear
	Dry Weight (Less Batteries)	1,339 lb (599 kg)	1,475 lb (669.1 kg)
	Turning Radius	12.1 ft (3.7 m)	12.1 ft (3.7 m)
	Vehicle Warranty	2-year/2,000-hour, limited	2-year/2,000-hour, limited

XRT COLORS AVAILABLE

Red



Green




Realtree® HD™ Camo



XRT 1550 4x4 Competitive Comparison

Features	XRT 1550 4x4	John Deere Gator® HPX 4x4	Kawasaki Mule® 3010 4x4	Polaris Ranger® 4x4	Kubota RTV900 4x4	Cub Cadet Big Country 4x4	Yamaha Rhino 660 4x4
<i>Rustproof, Aluminum Bed Box</i>	X	N/A	N/A	N/A	N/A	N/A	N/A
<i>13-Position Adjustable Driver's Seat</i>	X	N/A	N/A	N/A	N/A	N/A	N/A
<i>Adjustable Steering Wheel</i>	X	N/A	N/A	N/A	N/A	N/A	N/A
<i>True All-Wheel-Drive System</i>	X	N/A	N/A	N/A	N/A	N/A	N/A
<i>1,050 lb Bed Load Capacity</i>	X*	•	•	N/A	•	N/A	N/A
<i>Box Tube Aircraft-Grade Aluminum Frame</i>	X	N/A	N/A	N/A	N/A	N/A	N/A
<i>Choice of Bucket or Bench Seats</i>	X	N/A	N/A	N/A	N/A	N/A	N/A
<i>Fully Automatic, Hydraulic Attachment System</i>	X**	N/A	N/A	N/A	N/A	N/A	N/A
<i>2-Year/2,000-Hour, Limited Warranty</i>	X	N/A	N/A	N/A	N/A	N/A	N/A

* With optional heavy-duty suspension
 ** 1550 IntelliTach model only



UTILITY VEHICLES
 BUILT FOR EXTREME EXPECTATIONS





Ingersoll Rand is a world leader in the field of compact vehicles and equipment. Our widely known Bobcat® brand includes an extensive line of powerful, nimble compact construction equipment and attachments, and our state-of-the-art engineering capabilities and stylish designs are reflected in our world famous Club Car® vehicles.

1.800.CLUBCAR • +1 706.863.3000

www.clubcar.com www.ingersollrand.com

CCN 58644071 06/06